

IMANI'S WEBSITE

STUDY HELP & SUPPORT, TOOLS & RESOURCES



Imani's Website

STUDY GUIDE



Tools & Resource Pack



Faith
Imani

A Student & Graduate from the School of African Philosophy,



IMANI'S WEBSITE

WHAT IS CONTAINED WITHIN THIS PACK



Imani's Website

STUDY GUIDE

Tools & Resource Pack

CONTENTS	pg.
Cover	[1]
Contents page	[2]
Imani's Study: Help & Support Notes	[3-4]
Imani's Study Guide: Tips & Tricks	[5]
Imani's Study: Advice, Preparing to Study	[6-7]
Study Guide Resource Questions (Text/Table)	[8-10]
Imani's Study Guide: Subject Notes	[11]
Imani's Study Guide: Topic Notes	[12]
Imani's Study Guide: Schedule & Planner	[13]
Assessment Tool: Review & Evaluation Form	[14]
Book Reading List Record	[15]
Video Reading List Record	[16]
<u>Appendixes:</u>	
Completed Study Guide: Schedule & Planner	[17]
Completed Assessment Tool: Review & Evaluation Form	[18]

These support notes are written to support & help all visitors to Imani's Website, get the most from all the resources available through this unique website. To enable them to better utilise Imani's study tools and therefore establish a good structure & foundation upon which to build their own personal research & studies



IMANI'S WEBSITE

STUDY GUIDE - HELP & SUPPORT NOTES



STUDY GUIDE TOOLS

- [1] Imani's Study Guide: Help & Support Notes
- [2] Imani's Study Guide: Advice, Preparing to Study
- [3] Imani's Study Guide: Tips & Tricks
- [4] Imani's Study Guide: Schedule & Planner
- [5] Assessment Tool: Review & Evaluation Form
- [6] A Book Reading List Recording Form
- [7] A Video Watched List Recording Form

STUDY GUIDE STEPS

- [1] Select the Subject you wish to research & study
- [2] Identify the topics you wish to research & study
- [3] Secure and complete a Study Guide Schedule & Planner for specific subject.
- [4] Ensure you have access to all the relevant Topic resources and materials before you begin your research & study.
- [5] Secure and begin to fill in your Assessment Tool: Review & Evaluation Form, transferring and adding the relevant details from your Planner to your Review & Evaluation Form.

WHAT YOU WILL NEED

- ◆ Access to a PC (device) with the internet, to be able to access the relevant i-man-is-website resources
- ◆ Access to a printer or printing facilities (not essential) to print all Study Guide Tools
- ◆ An up to date calendar
- ◆ A calculator
- ◆ A folder to keep your blank and completed forms and your study notes
- ◆ You may need to acquire the relevant resources if not freely available through imaniswebsite

WHAT YOU WILL NEED TO DO

- ◆ Prepare yourself mentally to begin your studies. HOW? Read Imani's Advice, Preparing to Study.
- ◆ Read Imani's Study Guide: Tips & Notes, in order to know how to use and better utilise the tools.
- ◆ Create a specific folder with its corresponding folders to store and archive relevant study material and notes on your PC or device.
- ◆ Remember to update the relevant forms and notes regularly and periodically (all the time and at a specific designated times)
- ◆ Stick as closely to your Study Guide Schedule & Plan as you can.



IMANI'S WEBSITE

STUDY GUIDE - HELP & SUPPORT NOTES



WHAT YOU WILL NEED

- ◆ Access to a PC (device) with the internet, to be able to access the relevant i-man-is-website resources
- ◆ Access to a printer or printing facilities (not essential) to print all Study Guide Tools
- ◆ An up to date calendar
- ◆ A calculator
- ◆ A folder to keep your blank and completed forms and your study notes
- ◆ You may need to acquire the relevant resources if not freely available through imaniswebsite

WHAT YOU WILL NEED TO DO

- ◆ Prepare yourself mentally to begin your studies. HOW? Read Imani's Advice, Preparing to Study.
- ◆ Read Imani's Study Guide: Tips & Notes, in order to know how to use and better utilise the tools.
- ◆ Create a specific folder with its corresponding folders to store and archive relevant study material and notes on your PC or device.
- ◆ Remember to update the relevant forms and notes regularly and periodically (all the time and at a specific designated times)
- ◆ Stick as closely to your Study Guide Schedule & Plan as you can.

RATING YOUR KNOWLEDGE BASE

You know NOTHING	=	Beginner	=	[5]
You know VERY LITTLE	=	Basic	=	[4]
You know SOME	=	Apprentice	=	[3]
You have STUDIED	=	Student	=	[2]
You know MUCH	=	Pupil (1st Eye)	=	[1]

RATING THE MATERIAL & RESOURCES

[5] POOR [4] OK [3] GOOD [2] VERY GOOD [1] EXCELLENT



IMANI'S WEBSITE

IMANI'S STUDY GUIDE TIPS & TRICKS



Here are some tips and notes regarding how to get the most from using Imani's Website Study Guide resources.

1. Read Imani's Advice, Preparing to Study
2. Study each topic separately.
3. Set up a study schedule for a defined period, e.g. 6 weeks.
4. You can decide on any length of time to study, in accordance with your other commitments, however a minimum of 6 weeks and a maximum of 3 months or 12 weeks should be adhered to for each topic to be studied..
5. Remember you are only building or setting up a foundation, to gain a broader knowledge base, each topic can and should become a lifetime study and even after this, you would still need more time to know everything concerning it.
6. Complete your schedule and study plan, e.g. how many books you wish to read or time you will spend reading, watching video's etc. (this will determine what you can realistically learn and achieve over this period).
7. It is suggested that to get any realistic benefit from this research or your study plan you must allocate a minimum of 1 hour per day to your study, e.g. 1hr x 7 days = 7hrs x 6 weeks = approximately 42 hours of study per topic. Sufficient time to form a good knowledge base, as most Level 1 courses are normally only 30 hrs maximum in the UK.
8. Set yourself realistic goals of what you think you want to know by the end of your study.
9. Review your study progress at least twice during your schedule e.g if a 6 week schedule then on your 2nd and 4th week. Review you study a maximum of 4 times over the duration of your research.
10. Set up a new folder or folders on your computer (device) in order to save your personal notes and to archive corresponding researched material. e.g. Main Folder = My History Research, Sub Folders = Prehistory / Ancient History etc.
11. Remember to always identify and select all necessary known available resources needed, before you begin to study.
12. Choose what ever method of assessment suits you, to monitor and measure your progress e.g. TEST, GAME. PUZZLE or QUIZ provided through this website. "Please try to use all these tools when available as a means of evaluating your progress, measuring your achievements and most importantly have fun".

Please feel free and don't hesitate to contact us via our website

www.imaniswebsite.co.uk if you need any support in your study, Imani including the rest of our team will be happy to assist where possible.



IMANI'S WEBSITE

IMANI'S STUDY ADVICE, PREPARING TO STUDY



Preparing Yourself to Study

(A) PUTTING ON THE APPROPRIATE READING GLASSES

The most important thing is to first, put on your *Ethiopian Spectacles*, or what other suited spectacles, for non-Ethiopian's is required, to help to enable you see more clearly, the Ethiopian - African - Black perspective of History, presented here, through these resources and via Imani's Website.

It should never be forgotten that everyone and anyone, regardless of their Ethnic Group, can benefit from being aware of, as well as understanding better, the history of Africans and humanity in generally, from this unique and specific perspective. As it represent's a valid, although often disregarded interpretation of where, as a species i.e. humans, we have been, we are now and what our potential is for the future.

It should also be noted that both Ethiopian and none Ethiopian spectacles, can be tainted, smudged or completely darkened through the dirt that may have accumulated over the years.

It is therefore necessary to first wipe your lenses clean, so you can see more clearly.

This is easily done, but not as easily achieved, HOW?

YOU MUST rid yourself of any thought or idea that divides or discriminates against humanity and fuels intolerance, racism, classism, tribalism, or divides or measures people based upon their; Skin colour (often called race, a misnomer), Religion, Nationality, Political or any other ties and associations.

YOU MUST also extinguish and put aside any form of hate, anger, revenge, shame, guilt, or other negative human emotion or characteristic.

YOU MUST always keep an **OPEN MIND**, regardless of your current beliefs.

YOU MUST be willing to adapt or change your views and beliefs, when confronted with new information that may challenge your current belief and stance on any particular topic.

YOU MUST always seek to find the **TRUTH** and not what you want to find, excepting also this **TRUTH**, even if it hurts, it will only be your ego, which eventually you will have no use of anyway.

YOU MUST approach your studies at all times with **LOVE IN YOUR HEART**, this is the most import rule. If you do this all other points above will be dealt with simultaneously.

WHAT IS LOVE IN YOUR HEART & ITS IMPORTANCE?

The greatest knowledge to have or to know; what actually brings wisdom and makes you wise and enlightened is **LOVE**, pure & simple. This **LOVE** comes directly from the **HEART** in the metaphysical sense, and then manifests in the **MIND**, then the **THOUGHTS** and finally it reaches the Brain. It is whilst in the brain that it is confronted by other knowledge or information, mainly dealing with your immediate environment, or recent or past experiences, your likes and dislikes and a myriad of other physical things, stored there.

Wisdom comes from **FINDING** the **BALANCE**, between the **TWO** and **FAITH** comes from **ALWAYS** giving the **HEART** the benefit of the doubt, e.g. **SHOWING LOVE**. Without **LOVE** all studies are futile, you may become knowledgeable, aware and even great or famous, but without love you will never know Wisdom, you will never be Enlightened and you will never truly experience this Wonderful thing that we call **LIFE**.



IMANI'S WEBSITE

IMANI'S STUDY ADVICE, PREPARING TO STUDY



Preparing Yourself to Study

(B) FOCUSING YOUR MIND

Focus your mind upon things or people that will help motivate or inspire you to keep on track in your studies. This can literally be anything or anybody, such as a religious icon, your child or another, the world and everyone and thing in it, your ancestors, your future offspring, literally anything. As long as by focussing on this thing, you are motivated and inspired to study and learn more, then use it. Focussing your mind on your studies can be difficult, especially if you have a demanding life, with responsibilities and commitments that take up the greater part of your day, not to mention your thoughts. However having a focus on your studies is also essential to ensure any real and lasting results. Even as little as 1 hour per day, of focus on your studies can produce great fruits if stuck to over a period. So try in amidst all else that is going on, have some focus on your studies. Maybe the points below can help you to achieve this.

Preparing Yourself to Study

(C) GET SOME INSPIRATION

Find also a quote or proverb that encourages you to learn and put it in a visible format (printed on paper or as a poster etc.) and in plain view, where you can see it everyday at least twice a day. Recite it every time you see it until memorised, then find another quote, once the first has been firmly established on your heart. There are many thousands of such quotes to choose from, however if you are unaware of any at this time, then refer to any of the quotes featured throughout Imani's Website.

Preparing Yourself to Study

(D) GET & STAY MOTIVATED

Whatever motivated, encouraged or inspired you to ever look into history in the first place, as a means of being better informed and possibly even a better person. Always keep this firmly in your thoughts. It is likely if you actually remember this, that it did at the time spark or switch on a LIGHT inside, that your intention should be to begin or even to continue to walk into that LIGHT and out of the darkness of ignorance. Focussing the mind and reciting encouraging statements of people you revere will help to do this, i.e. get and keep you motivated. Nevertheless sometimes even negative things and thoughts can be used positively to keep you motivated, often more so than the positive people & things do themselves.

An example of this is remembering if you are a descendant of African slaves the popular saying and strategy of the slave owners i.e. *"If you want to hide something from a slave put it in a book"* as a means of motivating yourself, firstly to find what ever has been hidden and secondly, if found proving to yourself that you are no longer a slave, i.e. The TRUTH has SET YOU FREE.

Preparing Yourself to Study

(E) GETTING YOURSELF ORGANISED

To make good progress as well as achieve the most with what you have, you must be organised. This organisation, again starts with the mind, organise this and everything else will follow. What is meant by this is that organisation is determined by stable thoughts leading to regular and precise action. Similar to focussing your mind, but not specifically on things or people, but on priorities. Poor organisation leads to destruction and chaos, this is normally as a result of poor memory or forgetfulness. Good organisation is a result of remembering and never forgetting. Apply this analogy to NEVER forgetting who you are, what your ancestors have endured for you to be here? Your responsibility to your family, your community, your nation and the human race, and this should help to motivate, inspire and keep you organised.

Imani hopes that his advice, to help prepare people for their studies will be of use to all those hoping;

To find the TRUTH AND SET THEMSELVES FREE



IMANI'S WEBSITE

STUDY GUIDE: SUBJECT & TOPIC QUESTIONS



Here are 16 questions to be answered when researching all subjects & topics that feature throughout Imani's Website Study Guide Resources. Some questions may however not apply to specific topics, therefore disregard these questions appropriately.

These 16 questions should also be seen and used only as a guide and to help focus you in your research. Therefore you may have your own questions you want answering, add these to the 16 listed here. It is suggested however that unless a particular question does not actually apply to a specific topic; then try to answer all of these listed 16 questions.

Questions

1. What is the name usually given to this topic?
2. Explain briefly what this topic is about?
3. Over what period of time does this topic cover?
4. What are some of the main events in this topic?
5. How knowledge of this topic is usually obtained?
6. What main facts exist to support the evidence of this topic?
7. Where in the world is evidence of this topic mostly found?
8. What is the importance and significance of this topic in the history and heritage of the world in general?
9. Who is considered the main authority of authorities in this topic, if any?
10. When or at what time was serious study and research of this specific topic first engaged?
11. Establish a minimum of 5 links between this topic and 5 other topics, preferably not from the same subject.
12. Are there any individuals or specific groups that feature mostly in the research of this particular topic.
13. Identify or create a timeline for this topic
14. If this topic is not directly about a notable black person, in Africa, or associated with African people, then who are the specific, identifiable black-African people or groups that feature in this topic?
15. What specific aspects, characteristics and attributes differentiate this particular topic individual or group from others?
16. What are the main achievements and accomplishments attributed to this specific topic?

If by the end of your studies you have answered all the appropriate questions and possibly even more, a specific Subject or Topic, then you can consider yourself knowledgeable about that particular subject or topic researched.


This should also be reflected and demonstrated by your results after completing any one of the available assessment tools, available through Imani's Website, that are specific to this subject or topic. It is hoped that these questions, in addition and in conjunction with other available Study Tools & Resources, can be of great value to all people sincerely interested in learning about true African history & cultural heritage.

You can also Download & use the Questions form/table: GOOD LUCK & ENJOY



IMANI'S WEBSITE

SUBJECT & TOPIC QUESTIONS: TABLE



Use this table to answer the 16 questions for each Subject & Topic


QUESTIONS		ANSWERS		
Q1	What is the name usually given to this topic?			
Q2	Explain briefly what this topic is about?	Explain		
Q3	Over what period of time does this Topic / Life cover?	Approx Start/Born	Approx End/Pass	Years
Q4	What are some of the main people, places, events, era's etc. in this topic?	People, groups, places, events, era's, etc.		
		1.	4.	7.
		2.	5.	8.
		3.	6.	9.
Q5	How knowledge of this topic is usually obtained?	How?		Who?
Q6	What main facts exist to support the evidence of this topic?	Scientific / Patent	Historical Ref	Religious
		1.	4.	7.
		2.	5.	8.
		3.	6.	9.
Q7	Where in the world is evidence of this topic mostly found?	Place	Born / Started	Live / Influence
Q8	What is the importance and significance of this topic in the history and heritage of the world in general?	Explain:		
Q9	Who is considered the main authority or authorities in this topic, if any?	People	Institutions	Groups
		1.	1.	1.
		2.	2.	2.
		3.	3.	3.
Q10	When or at what time did serious interest, study and research of this specific topic first start?	Interest / Study	Date	Who?

Please go to questions 11 to 16 next page



IMANI'S WEBSITE

SUBJECT & TOPIC QUESTIONS: TABLE cont..



Q11	Establish a minimum of 3 links between this topic and 3 other topics, preferably not from the same subject	Topics		Link	
		1.			
		2.			
		3.			
		4.			
Q12	Are there any themes, individuals or specific groups that feature mostly in the research of this particular topic?	Themes		People / Types	Groups
		1.		1.	1.
		2.		2.	2.
		3.		3.	3.
Q13	Identify or create a timeline for this topic.	NOTE: Identify a ready made timeline, but check the dates for yourself. Or from the starting point e.g. birth, identify the main events or achievements, in list, table or chart format.			
Q14	If not directly about a black person, in Africa, or associated with Africans directly, then who are the specific black people featured in this topic?	Whom?		Status	Evidenced
		1.			
		2.			
		3.			
Q15	What specific aspects, characteristics and attributes differentiate this particular topic individual or group from others?	What? Explain:			
		Why? Explain:			
Q16	What are the main achievements and accomplishments attributed to this specific topic or person?	Achievements		Why?	
		1.			
		2.			
<p>If by the end of your studies you have answered all the appropriate questions and possibly even more, for a specific Subject or Topic, then you can consider yourself knowledgeable about that particular subject or topic researched.</p>					



IMANI'S WEBSITE

STUDY GUIDE: SUBJECT NOTES



For each of the 10 Subjects featured in Imani's Website Study Guides, Imani has provided his own personal notes.

Imani's Subject Notes have been developed to support and assist people in their studies by highlighting key points as well as information relevant to the heritage of African Black people. Below is a list of the headings, with a brief description, for each of Imani's Subject Notes. These headings represent the specific content and context of Imani's notes for each particular subject.

IMANI'S STUDY SUBJECT NOTES

- What is the name of the topic?

- ◆ **A mainstream definition or description of the topic:**
Context:- Subject description from a mainstream source.
- ◆ **Imani's Note & Description:**
Context:- Imani's particular insight & understanding of subject.

- What is the purpose of Studying this subject?

- ◆ **Context:-** Imani details some of the reasons why it is important to research and study this subject

- What are the Specific Topics you can Research?

- ◆ **Context:-** A List of the available topics within the subject

- Imani's Key Points

- ◆ **Context:-** Here Imani highlights some of the key points concerning the specific subject and its relation to African or world history.

- What you will learn by using this Study Guide?

- ◆ **Context:-** Imani bullet points some of the things you can/will learn by using the Study Guide tools & resources.

- Putting on the Ethiopian Spectacles:

- ◆ **Context:-** Imani summarise each subject with particular focus upon issues relevant to African Black people's heritage. He also highlights the importance of viewing the subject from a specific African perspective, i.e Through Ethiopian Spectacles.

- Begin your Research

- ◆ **Context:-** Imani ends each Subject Notes, with an introduction to the reader to start researching the subject topics. These above headings and corresponding notes are created to hopefully help lay a solid foundation of knowledge upon which future studies can be built, expanded upon or even rejected, if adequate facts are found to dispute Imani's specific points.

ENJOY YOUR STUDIES



IMANI'S WEBSITE

STUDY: TOPIC NOTES & POINTERS



Here are Imani's Specific Notes & Points for each of the 70 Topics.

Imani's also highlights through these Study Guides specific points of interest to help people better focus their research of each of the 70 Topics featured within the 10 Subject areas.

You can access the individual topics through the provided Subject links, to see Imani's specific "Points of Interest" for each specific Topic area. Imani's Topic points are designed to better focus, support and assist researchers in their studies, by highlighting some key area's of research that will provide useful information relevant to the heritage of African Black people, not normally known. Pin-Pointing specific facts that also indicate, the true relevance of the specific topic to both African & World Heritage.

This is done to both present Imani's personal views, in regards to the subject or topic area, as well as to support, or more often than not, dispute and refute current perceptions and popular beliefs.

Below is an example of the type of information featuring in Imani's Points of Interest. These headings represent the specific content and context of Imani's Points for each particular subject.

- ◆ **What is this topic's specific relevance and significance to African people & their heritage?**
- ◆ **What is this topic's specific relevance and significance in world history & heritage?**
- ◆ **Identifying some of the Key Specific Topic Areas to Study, in this subject.**



IMANI'S WEBSITE

STUDY GUIDE - STUDY PLANNER - SCHEDULE



SET WHEN & HOW LONG YOU WISH TO STUDY

YOUR NAME: DATE & TIME: YOUR REF:

Date & Time when filling out this study plan. MAKE UP YOUR OWN REF:

SUBJECT: NO. OF SUBJECT TOPICS:

WRITE IN THE:
TOPICS
TO BE
COVERED
IN ORDER

1.	5.	9.
2.	6.	10.
3.	7.	11.
4.	8.	12.

TOTAL SUBJECT TOPICS TO BE STUDIED: No. of Weeks to study each Topic:

TOTAL WEEKS DAILY HRS TOTAL EST. HRS STUDY:

Multiply the total topic quantity by the number of weeks Multiply total weeks by 7 = X then multiply X by daily hours

DATE YOU WISH TO START YOUR STUDY / / DATE STUDYING ENDS / /

If you are starting your study today then put today's date. To establish date your study should end, using a calendar add the total number of weeks

It is recommended that you review your study at least twice

SET YOUR REVIEWS DATES:

1ST REVIEW	2ND REVIEW	3RD REVIEW	4TH REVIEW
/ /	/ /	/ /	/ /

PLAN EXACTLY WHAT AND HOW YOU WISH TO STUDY?

List BOOKS below, ensure you can access them through this website or elsewhere

TITLE	AUTHOR	PAGES	ACCESSED	REF: OR FULL	ACHIEVED
1.					
2.					
3.					
4.					

Set QTY of Books to be read by the time of each review

TOTAL BOOKS TO READ QTY: <input type="text"/>	1ST REVIEW	2ND REVIEW	3RD REVIEW	4TH REVIEW

List VIDEO'S below, ensure you can access them through this website or elsewhere

TITLE	FEATURED	TYPE	DURATION	REF: OR FULL	ACHIEVED
1.					
2.					
3.					
4.					

Set QTY of Video's to watch by the time of each review

NO. OF VIDEO'S TO WATCH <input type="text"/>	1ST REVIEW	2ND REVIEW	3RD REVIEW	4TH REVIEW



IMANI'S WEBSITE



ASSESSMENT TOOL = REVIEW & EVALUATION SHEET

YOUR NAME: SUBJECT:

YOUR REF: DATE: START: FINISH:

ASSESS Rate your current knowledge base of the overall subject: (1 - 5): YOUR GOAL

RATE YOUR KNOWLEDGE BASE FOR EACH TOPIC (1 - 5) BEFORE & AFTER = B / A

TOPIC 1: /	TOPIC 2: /	TOPIC 3: /	TOPIC 4: /	TOPIC 5: /	TOPIC 6: /	TOPIC 7: /	TOPIC 8: /
TOPIC 9: /	TOPIC 10: /	TOPIC 11: /	TOPIC 12: /				

Q. What would you like to know by the end of your study?

Q. What will you do with this knowledge when you get it?

Monitor your reviews here; in-line with your schedule

		1ST REVIEW	2ND REVIEW	3RD REVIEW	4TH REVIEW
HOW MANY REVIEWS SCHEDULED QTY:	ENTER SCHEDULED DATES <input type="text"/>				
	ACTUAL <input type="text"/>				

HOW MANY TOPICS QTY: QTY STUDIED: DID YOU ACHIEVE GOAL

EXPLAIN WHY:

HOW MANY BOOKS QTY: ACTUAL DID YOU ACHIEVE GOAL

EXPLAIN WHY:

HOW MANY VIDEO'S QTY: WATCHED: DID YOU ACHIEVE GOAL

EXPLAIN WHY:

Q. Did you keep to your scheduled time of **Daily Study**? EST. DAILY TIME SPENT:

EXPLAIN WHY:

Q. Did you **Review** your study progress on all of your scheduled dates? HOW MANY

EXPLAIN WHY:

Q. Did you **Learn** the things you wanted to? REASON

EVALUATE YOUR OVERALL ACHIEVEMENT

METHOD YOUR SCORE ARE YOU PLEASED?

NAME THE : TEST / GAME / PUZZLE

PLEASED WITH YOUR ACHIEVEMENT? WHY?

WHAT COULD YOU HAVE DONE BETTER?

MY BOOK READING LIST RECORD

SHEET NO. 

YOUR NAME:		DATE:						
NO.	BOOK TITLE	THE AUTHOR	PAGES	FORMAT	START	END	RATE	NOTE

MY VIDEO WATCHLIST RECORD

SHEET NO.




YOUR NAME:	DATE:
-------------------	--------------

NO.	VIDEO TITLE	WHO FEATURED	DUR.	FORMAT	TYPE	DATE	RATE	NOTE



IMANI'S WEBSITE

COMPLETED - STUDY PLANNER - SCHEDULE



SET WHEN & HOW LONG YOU WISH TO STUDY

YOUR NAME: DATE & TIME: YOUR REF:

Date & Time when filling out this study plan. MAKE UP YOUR OWN REF:

SUBJECT: NO. OF SUBJECT TOPICS:

WRITE IN THE TOPICS TO BE COVERED IN ORDER

1. EVOLUTION	5.	9.
2. PREHISTORIC AFRICA	6.	10.
3. PREHISTORIC WORLD	7.	11.
4. PREHISTORIC BRITAIN	8.	12.

TOTAL SUBJECT TOPICS TO BE STUDIED: No. of Weeks to study each Topic:

TOTAL WEEKS DAILY HRS TOTAL EST. HRS STUDY:

Multiply the total topic quantity by the number of weeks Multiply total weeks by 7 = X then multiply X by daily hours

DATE YOU WISH TO START YOUR STUDY DATE STUDYING ENDS

If you are starting your study today then put today's date. To establish date your study should end, using a calendar add the total number of weeks

It is recommended that you review your study at least twice

SET YOUR REVIEWS DATES:

1ST REVIEW	2ND REVIEW	3RD REVIEW	4TH REVIEW
05 / 02 / 14	05 / 03 / 14	09 / 04 / 14	07 / 5 / 14

PLAN EXACTLY WHAT AND HOW YOU WISH TO STUDY?

List BOOKS below, ensure you can access them through this website or elsewhere

TITLE	AUTHOR	PAGES	ACCESSED	REF: OR FULL	ACHIEVED
1. AFRICAN GENESIS	I. B.		YES (BOOK)	FULL	
2. AFRICAN ORIGIN OF EGYPT	DIOP		YES (DIGITAL)	FULL	
3. ANCIENT & MODERN BRITON	McRITCHY		YES (BOOK)	FULL	
4.					

Set QTY of Books to be read by the time of each review

TOTAL BOOKS TO READ QTY: <input type="text" value="4"/>	1ST REVIEW	2ND REVIEW	3RD REVIEW	4TH REVIEW
---	------------	------------	------------	------------

List VIDEO'S below, ensure you can access them through this website or elsewhere

TITLE	FEATURED	TYPE	DURATION	REF: OR FULL	ACHIEVED
1.					
2.					
3.					
4.					


Set QTY of Video's to watch by the time of each review

NO. OF VIDEO'S TO WATCH <input type="text" value="4"/>	1ST REVIEW	2ND REVIEW	3RD REVIEW	4TH REVIEW
--	------------	------------	------------	------------



IMANI'S WEBSITE

COMPLETED = REVIEW & EVALUATION SHEET



YOUR NAME: SUBJECT:

YOUR REF: TODAY DATE: EV. START: FINISH:

ASSESS Rate your current knowledge base of the overall subject: (1 - 5): YOUR GOAL

RATE YOUR KNOWLEDGE BASE FOR EACH TOPIC (1 - 5) BEFORE & AFTER = B / A

TOPIC 1: 4 /	TOPIC 2: 4 /	TOPIC 3: 4 /	TOPIC 4: 4 /	TOPIC 5: /	TOPIC 6: /	TOPIC 7: /	TOPIC 8: /
TOPIC 9: /	TOPIC 10: /	TOPIC 11: /	TOPIC 12: /				

Q. What would you like to know by the end of your study?

Q. What will you do with this knowledge when you get it?

Monitor your reviews here; in-line with your schedule

	1ST REVIEW	2ND REVIEW	3RD REVIEW	4TH REVIEW
HOW MANY REVIEWS SCHEDULED QTY: <input type="text" value="4"/>	05/02/14	05/03/14	09/04/14	07/5/14
ENTER SCHEDULED DATES <input type="text" value="4"/> ACTUAL	05/02/14	05/03/14	MISSED	24/5/16

HOW MANY **TOPICS** QTY: QTY STUDIED: DID YOU ACHIEVE GOAL

EXPLAIN WHY:

HOW MANY **BOOKS** QTY: ACTUAL DID YOU ACHIEVE GOAL

EXPLAIN WHY:

HOW MANY **VIDEO'S** QTY: WATCHED: DID YOU ACHIEVE GOAL

EXPLAIN WHY:

Q. Did you keep to your scheduled time of **Daily Study**? EST. DAILY TIME SPENT:

EXPLAIN WHY:

Q. Did you **Review** your study progress on all of your scheduled dates? HOW MANY

EXPLAIN WHY:

Q. Did you **Learn** the things you wanted to? REASON

EVALUATE YOUR OVERALL ACHIEVEMENT

METHOD YOUR SCORE ARE YOU PLEASED?

NAME THE : TEST / GAME / PUZZLE

PLEASED WITH YOUR ACHIEVEMENT? WHY?

WHAT COULD YOU HAVE DONE BETTER?



Imani's Website

STUDY GUIDE

Tools & Resource Pack

We hope this Study Guide and Resource Tool can be of use to you.

Enjoy Your Research
You Are Welcome

Designed and Developed by Brada Imani

For Imani's Website Visitors
www.imaniswebsite.co.uk

Copyright © Brada Imani 2014